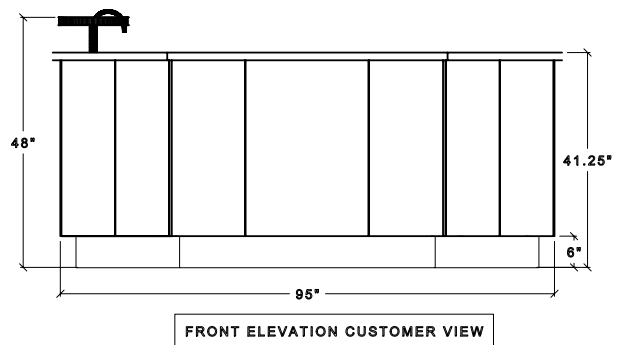
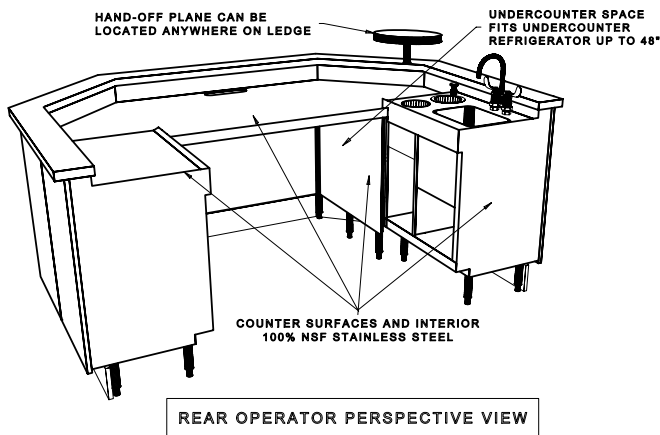
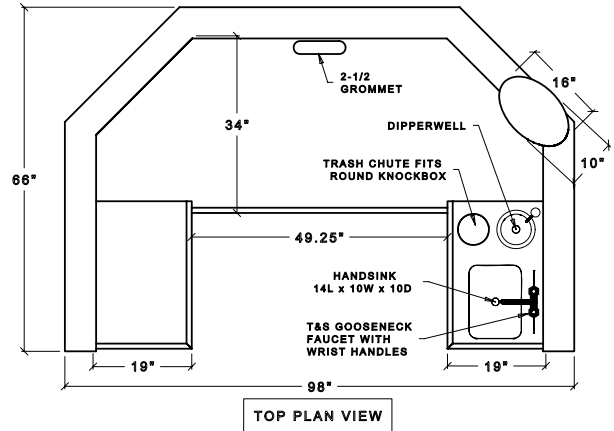
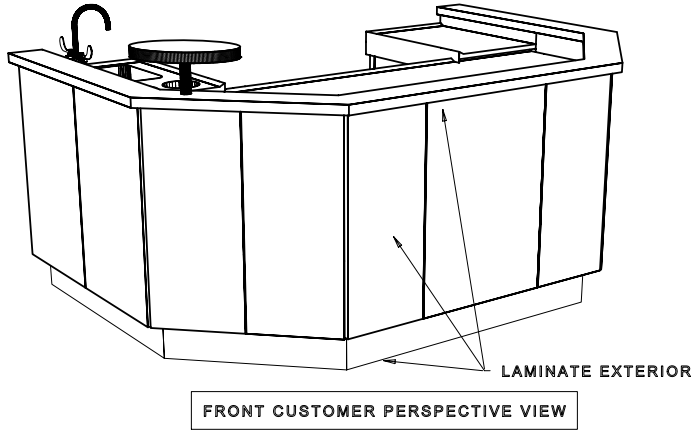


MODULAR CAFÉ Large Barista Center



Model #:MBC98



650lbs. with top [weight excludes skid or crating]

FEATURES

- ◆ Accommodates all espresso machines including super-automatics and four-group.
- ◆ Area underneath espresso machine fits undercounter refrigerator up to 48" wide. (Order ADA low casters)
- ◆ Exterior is removable laminate finish panels, integrated transaction ledge, and raised hand-off plane. Hand-off can be mounted any place on ledge.
- ◆ Stainless Steel 16 gauge 304 series Spill-proof™ counter tops with integrated covered corner backsplash and raised 2 1/2"x10" plumbing and electrical grommet hole.
- ◆ Interior is 100% NSF rated stainless steel reinforced with structural 12 gauge steel, all under-cabinets and legs with leveling adjusters. Waterproof, rust proof and stain resistant throughout.
- ◆ Removable toe kick is marine grade plywood with black laminate finish.
- ◆ Handsink integrally welded 14Lx10Wx10D easily accommodates blender or airpot.
- ◆ T&S commercial gooseneck faucet with ergonomic wrist handles and 3" drain basket included.
- ◆ Dipperwell in raised rim s/s opening included for rinsing utensils and portafilter.
- ◆ Knock Box 6" round open-bottom knock box mounts in trash chute and is removable. (Rubbermaid trash bin #2805 fits under trash/knockbox chute. Trash bin not included.)

Options: Customize anything including overall size, shapes, real wood, stone or solid surface, countertops.

405 West Street ■ West Bridgewater, MA 02379 ■ p:800.645.7625 ■ f:617.687.7700
e:sales@millrock.com ■ www.millrock.com

© 2000 - 2006 Modular Brand Group, LLC All Rights Reserved. Millrock is a division of Modular Brand Group, LLC
Continual product improvement may necessitate changes in specifications without notice

