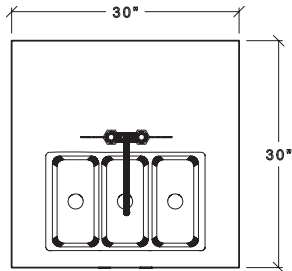


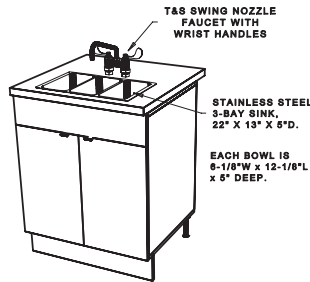
MODULAR CAFÉ 3 Bay Sink Module



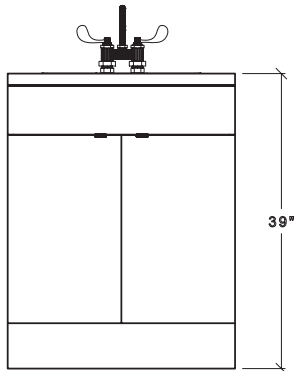
Model #:M3S30



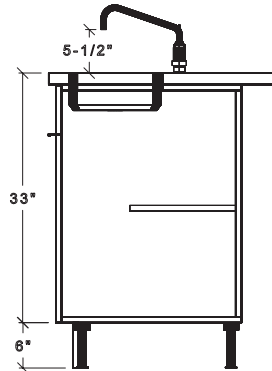
TOP VIEW



PERSPECTIVE VIEW

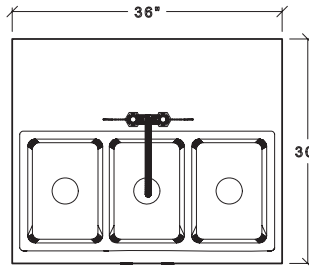


FRONT VIEW

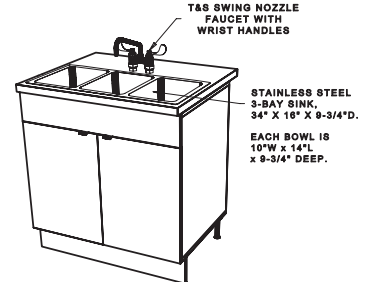


SIDE SECTION


Model #:M3S36



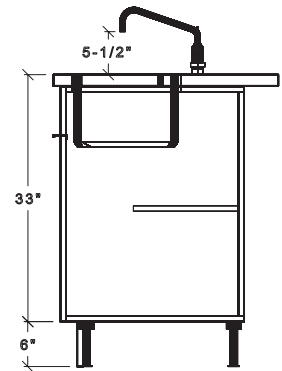
TOP VIEW



PERSPECTIVE VIEW



FRONT VIEW



SIDE SECTION

Weight: 145 lbs with top (excludes skid or crating)

FEATURES

- ◆ Choose from two sizes to suit your cafe size and equipment.
- ◆ Countertop is plastic laminate finish of your choice; cabinet face is black laminate standard finish, color choice optional.
- ◆ Stainless steel compact 3-bowl sink with T&S B-0226WH4 swing faucet with wrist handles and drain basket. 1 1/2" Drain baskets on M3S30 3 1/2" Drain baskets on M3S36
- ◆ Cabinet interior is washable, scratch resistant, durable melamine. Includes one adjustable shelf.
- ◆ Waterproof steel legs are adjustable for leveling.
- ◆ Removable toe kick is marine grade plywood with black laminate finish.

Note: Review ware-washing requirements with your local board of health larger back of house Scullery sink may be required.

Options:

- ◆ Integrally welded sink in 16 gauge 304 series stainless steel Spill-proof™ counters.
- ◆ Stainless steel modular base cabinet construction.
- ◆ Made to order sink Module sizes with drain board options.

405 West Street ■ West Bridgewater, MA 02379 ■ p:800.645.7625 ■ f:617.687.7700
e:sales@millrock.com ■ www.millrock.com

© 2000 - 2006 Modular Brand Group, LLC All Rights Reserved. Millrock is a division of Modular Brand Group, LLC
Continual product improvement may necessitate changes in specifications without notice

