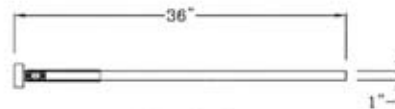
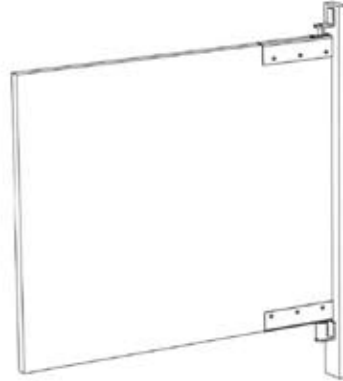



MODULAR CAFÉ
Swing Gate 36"



Model #:MSG36



TOP VIEW



SIDE VIEW

50lbs. [weight excludes skid or crating]

FEATURES

- ◆ Plastic laminate finish all surfaces
- ◆ Self-closing restaurant grade gravity hinge
- ◆ Meets ADA clearance requirements

Options:

- ◆ FREE Sized to order shorter length

405 West Street • W. Bridgewater, MA 02379 • p:800.645.7625 • f:617.687.7700
e:sales@millrock.com • www.millrock.com

© 2000 - 2006 Modular Brand Group, LLC All Rights Reserved. Millrock is a division of Modular Brand Group, LLC • Investigation of local health and building codes is recommended prior to placing your order • Continual product improvement may necessitate changes in specifications without notice.

Rev.041806